



**Absence Analysis by Manager (Direct Reports)**  
 Rolling 12 month Summary  
 To Financial Period 09 - 12



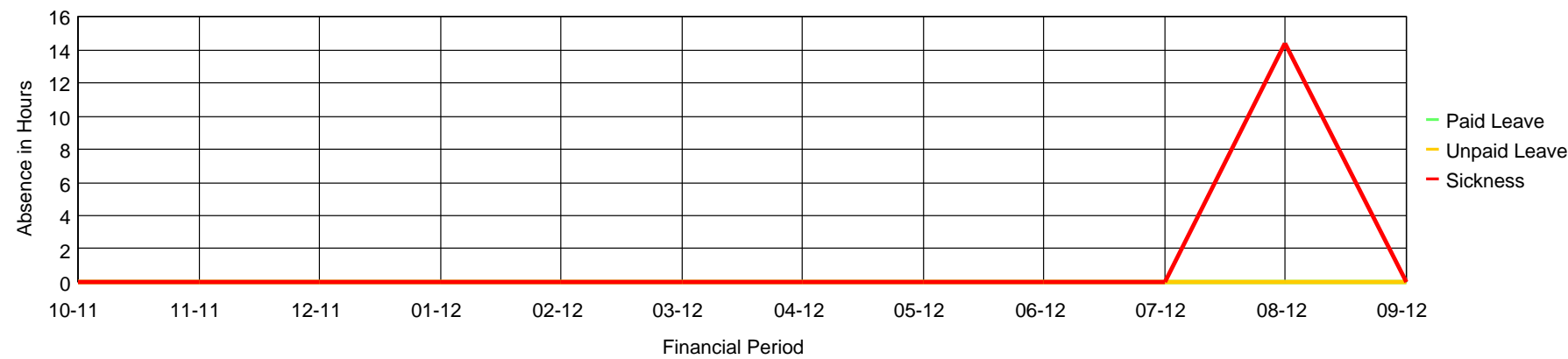
DEMO REPORT : DUMMY DATA

**Manager Name** Mr. Gerald CARTWRIGHT - ERDG Office - ERDG email: gerald.cartwright@eugo.com 23 Chamomile Street  
**Hierarchy Position** [Mr. Gerald Cartwright](#) London EC1 7TH  
 Tel. 0207 342 6754

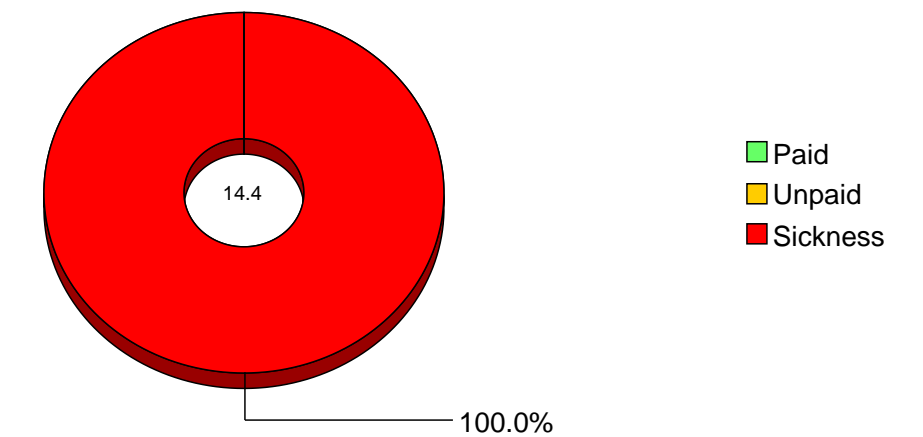
Employee Name	Mr. W.Xsyzvp, ERDG Office - ERDG : Grade6												
FINANCIAL PERIOD	<a href="#">10-01</a>	<a href="#">11-01</a>	<a href="#">12-01</a>	<a href="#">01-01</a>	<a href="#">02-01</a>	<a href="#">03-01</a>	<a href="#">04-01</a>	<a href="#">05-01</a>	<a href="#">06-01</a>	<a href="#">07-01</a>	<a href="#">08-01</a>	<a href="#">09-12</a>	12 Month Total
Staff Contracted Hrs	151	144	166	151	158	158	151	166	158	151	158	158	1,872
Paid Leave Hrs	0	0	0	0	0	0	0	0	0	0	0	0	0
Paid Leave %	0.00%	0.00%	0.00%	0.00%	0.00%	0.00%	0.00%	0.00%	0.00%	0.00%	0.00%	0.00%	0.00%
Unpaid Leave Hrs	0	0	0	0	0	0	0	0	0	0	0	0	0
Unpaid Leave %	0.00%	0.00%	0.00%	0.00%	0.00%	0.00%	0.00%	0.00%	0.00%	0.00%	0.00%	0.00%	0.00%
Sickness Leave Hrs	0	0	0	0	0	0	0	0	0	0	14	0	14
Sickness Leave %	0.00%	0.00%	0.00%	0.00%	0.00%	0.00%	0.00%	0.00%	0.00%	0.00%	9.09%	0.00%	0.77%
Total Absence Hrs	0	0	0	0	0	0	0	0	0	0	14	0	14
Total Absence %	0.00%	0.00%	0.00%	0.00%	0.00%	0.00%	0.00%	0.00%	0.00%	0.00%	9.09%	0.00%	0.77%

Red % denotes Absence Increase compared to Prior Year (Drilldown on Financial Period hyperlink for Prior Year values)

Absence Trend Analysis



Total Absence Hours Analysis





**Absence Analysis by Manager (Direct Reports)**  
 Rolling 12 month Summary  
 To Financial Period 09 - 12



DEMO REPORT : DUMMY DATA

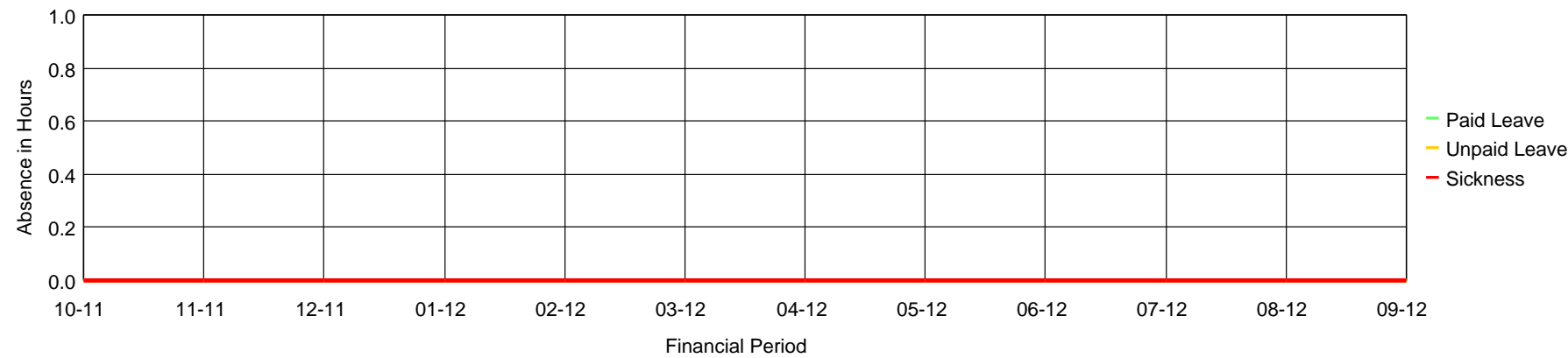
**Manager Name** Mr. Gerald CARTWRIGHT - ERDG Office - ERDG email: gerald.cartwright@eugo.com  
**Hierarchy Position** [Mr. Gerald Cartwright](#)

23 Chamomile Street  
 London EC1 7TH  
 Tel. 0207 342 6754

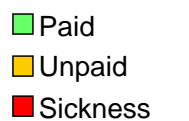
Employee Name	Mr. B.Pdpgf, ERDG Office - ERDG : Grade6												
FINANCIAL PERIOD	<a href="#">10-01</a>	<a href="#">11-01</a>	<a href="#">12-01</a>	<a href="#">01-01</a>	<a href="#">02-01</a>	<a href="#">03-01</a>	<a href="#">04-01</a>	<a href="#">05-01</a>	<a href="#">06-01</a>	<a href="#">07-01</a>	<a href="#">08-01</a>	<a href="#">09-12</a>	12 Month Total
Staff Contracted Hrs	151	144	166	151	158	158	151	166	158	151	158	158	1,872
Paid Leave Hrs	0	0	0	0	0	0	0	0	0	0	0	0	0
Paid Leave %	0.00%	0.00%	0.00%	0.00%	0.00%	0.00%	0.00%	0.00%	0.00%	0.00%	0.00%	0.00%	0.00%
Unpaid Leave Hrs	0	0	0	0	0	0	0	0	0	0	0	0	0
Unpaid Leave %	0.00%	0.00%	0.00%	0.00%	0.00%	0.00%	0.00%	0.00%	0.00%	0.00%	0.00%	0.00%	0.00%
Sickness Leave Hrs	0	0	0	0	0	0	0	0	0	0	0	0	0
Sickness Leave %	0.00%	0.00%	0.00%	0.00%	0.00%	0.00%	0.00%	0.00%	0.00%	0.00%	0.00%	0.00%	0.00%
Total Absence Hrs	0	0	0	0	0	0	0	0	0	0	0	0	0
Total Absence %	0.00%	0.00%	0.00%	0.00%	0.00%	0.00%	0.00%	0.00%	0.00%	0.00%	0.00%	0.00%	0.00%

Red % denotes Absence Increase compared to Prior Year (Drilldown on Financial Period hyperlink for Prior Year values)

Absence Trend Analysis



Total Absence Hours Analysis





**Absence Analysis by Manager (Direct Reports)**  
 Rolling 12 month Summary  
 To Financial Period 09 - 12



DEMO REPORT : DUMMY DATA

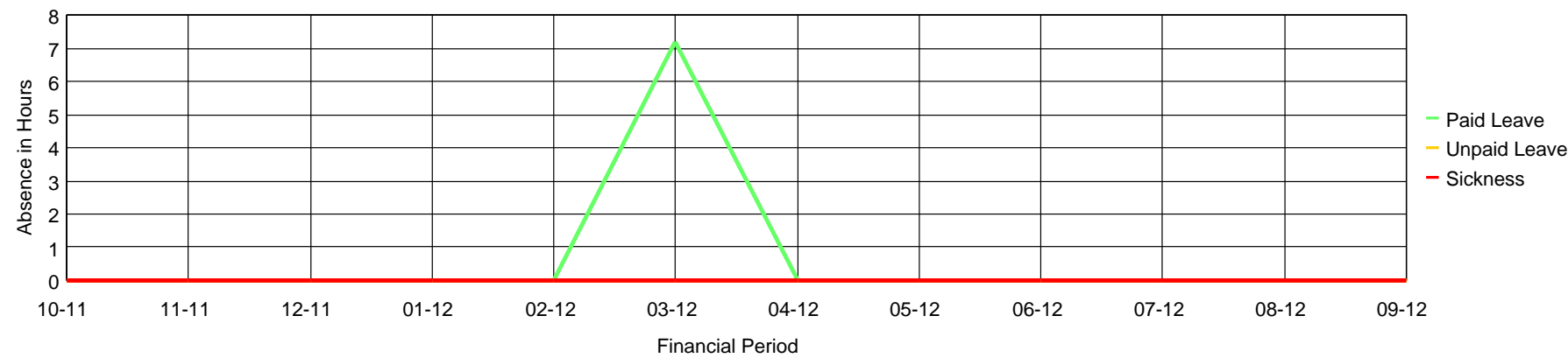
**Manager Name** Mr. Gerald CARTWRIGHT - ERDG Office - ERDG email: gerald.cartwright@eugo.com  
**Hierarchy Position** [Mr. Gerald Cartwright](#)

23 Chamomile Street  
 London EC1 7TH  
 Tel. 0207 342 6754

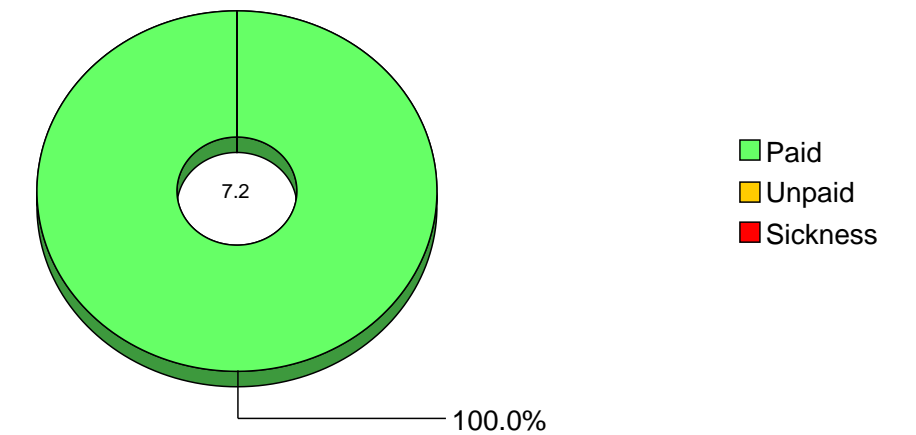
Employee Name	Mr. S.Bcfhdoas, ERDG Office - ERDG : Grade6												
FINANCIAL PERIOD	<a href="#">10-01</a>	<a href="#">11-01</a>	<a href="#">12-01</a>	<a href="#">01-01</a>	<a href="#">02-01</a>	<a href="#">03-01</a>	<a href="#">04-01</a>	<a href="#">05-01</a>	<a href="#">06-01</a>	<a href="#">07-01</a>	<a href="#">08-01</a>	<a href="#">09-12</a>	12 Month Total
Staff Contracted Hrs	151	144	166	151	158	158	151	166	158	151	158	158	1,872
Paid Leave Hrs	0	0	0	0	0	7	0	0	0	0	0	0	7
Paid Leave %	0.00%	0.00%	0.00%	0.00%	0.00%	4.55%	0.00%	0.00%	0.00%	0.00%	0.00%	0.00%	0.38%
Unpaid Leave Hrs	0	0	0	0	0	0	0	0	0	0	0	0	0
Unpaid Leave %	0.00%	0.00%	0.00%	0.00%	0.00%	0.00%	0.00%	0.00%	0.00%	0.00%	0.00%	0.00%	0.00%
Sickness Leave Hrs	0	0	0	0	0	0	0	0	0	0	0	0	0
Sickness Leave %	0.00%	0.00%	0.00%	0.00%	0.00%	0.00%	0.00%	0.00%	0.00%	0.00%	0.00%	0.00%	0.00%
Total Absence Hrs	0	0	0	0	0	7	0	0	0	0	0	0	7
Total Absence %	0.00%	0.00%	0.00%	0.00%	0.00%	4.55%	0.00%	0.00%	0.00%	0.00%	0.00%	0.00%	0.38%

Red % denotes Absence Increase compared to Prior Year (Drilldown on Financial Period hyperlink for Prior Year values)

Absence Trend Analysis



Total Absence Hours Analysis





**Absence Analysis by Manager (Direct Reports)**  
 Rolling 12 month Summary  
 To Financial Period 09 - 12



DEMO REPORT : DUMMY DATA

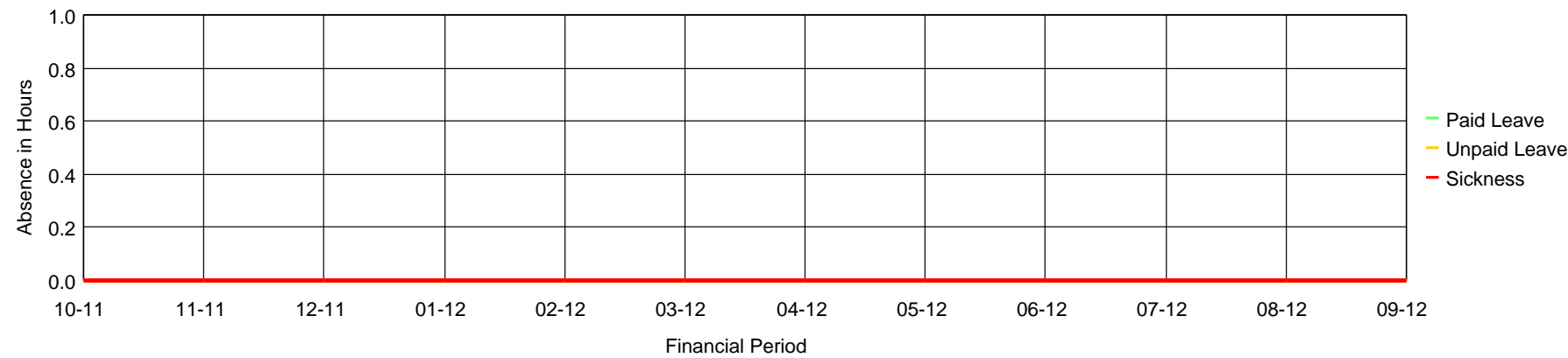
**Manager Name** Mr. Gerald CARTWRIGHT - ERDG Office - ERDG email: gerald.cartwright@eugo.com  
**Hierarchy Position** [Mr. Gerald Cartwright](#)

23 Chamomile Street  
 London EC1 7TH  
 Tel. 0207 342 6754

Employee Name	Mr. W.Qdsaqfls, ERDG Office - ERDG : Grade6												
FINANCIAL PERIOD	<a href="#">10-01</a>	<a href="#">11-01</a>	<a href="#">12-01</a>	<a href="#">01-01</a>	<a href="#">02-01</a>	<a href="#">03-01</a>	<a href="#">04-01</a>	<a href="#">05-01</a>	<a href="#">06-01</a>	<a href="#">07-01</a>	<a href="#">08-01</a>	<a href="#">09-12</a>	12 Month Total
Staff Contracted Hrs	151	144	166	151	158	158	151	166	158	151	158	158	1,872
Paid Leave Hrs	0	0	0	0	0	0	0	0	0	0	0	0	0
Paid Leave %	0.00%	0.00%	0.00%	0.00%	0.00%	0.00%	0.00%	0.00%	0.00%	0.00%	0.00%	0.00%	0.00%
Unpaid Leave Hrs	0	0	0	0	0	0	0	0	0	0	0	0	0
Unpaid Leave %	0.00%	0.00%	0.00%	0.00%	0.00%	0.00%	0.00%	0.00%	0.00%	0.00%	0.00%	0.00%	0.00%
Sickness Leave Hrs	0	0	0	0	0	0	0	0	0	0	0	0	0
Sickness Leave %	0.00%	0.00%	0.00%	0.00%	0.00%	0.00%	0.00%	0.00%	0.00%	0.00%	0.00%	0.00%	0.00%
Total Absence Hrs	0	0	0	0	0	0	0	0	0	0	0	0	0
Total Absence %	0.00%	0.00%	0.00%	0.00%	0.00%	0.00%	0.00%	0.00%	0.00%	0.00%	0.00%	0.00%	0.00%

Red % denotes Absence Increase compared to Prior Year (Drilldown on Financial Period hyperlink for Prior Year values)

Absence Trend Analysis



Total Absence Hours Analysis

- Paid
- Unpaid
- Sickness



**Absence Analysis by Manager (Direct Reports)**  
 Rolling 12 month Summary  
 To Financial Period 09 - 12  
 DEMO REPORT : DUMMY DATA



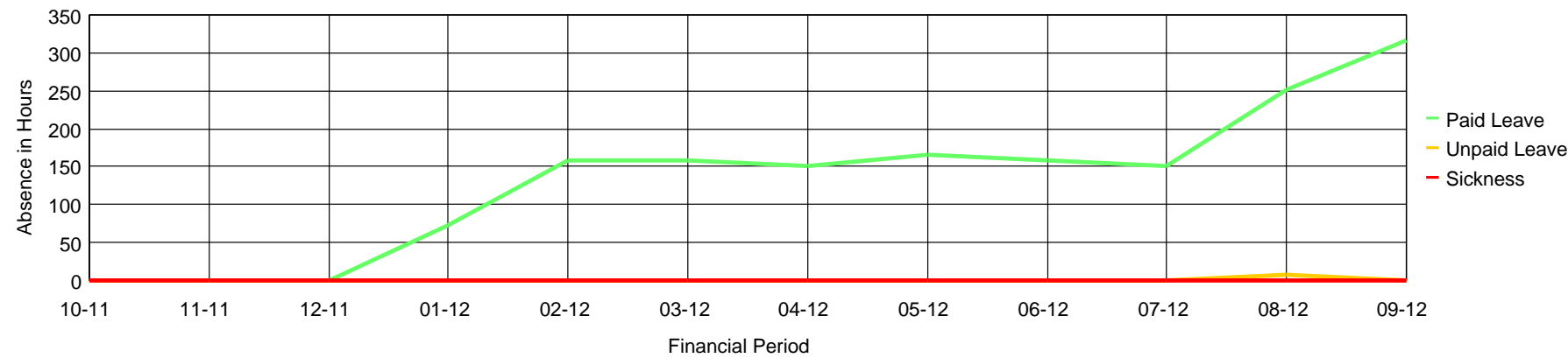
**Manager Name** Mr. Gerald CARTWRIGHT - ERDG Office - ERDG email: gerald.cartwright@eugo.com  
**Hierarchy Position** [Mr. Gerald Cartwright](#)

23 Chamomile Street  
 London EC1 7TH  
 Tel. 0207 342 6754

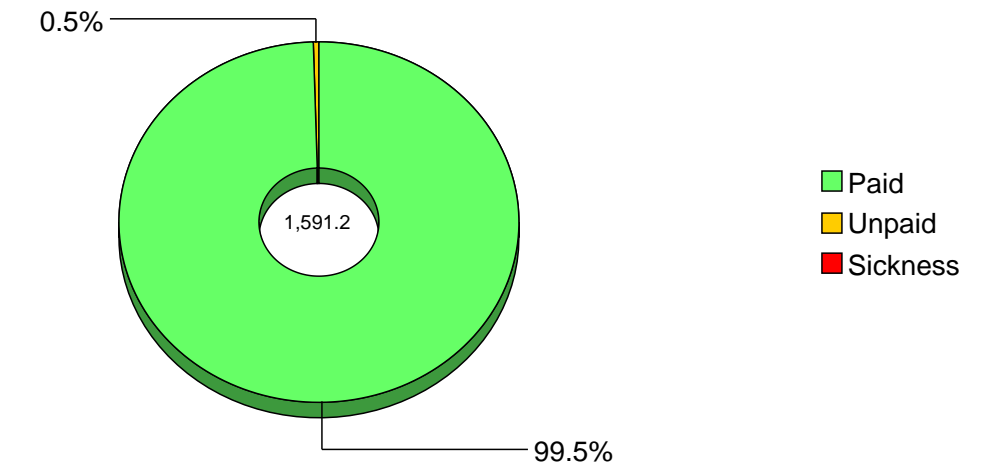
Employee Name	Miss L.Xrojstx, ERDG Office - ERDG : Grade6												
FINANCIAL PERIOD	<a href="#">10-01</a>	<a href="#">11-01</a>	<a href="#">12-01</a>	<a href="#">01-01</a>	<a href="#">02-01</a>	<a href="#">03-01</a>	<a href="#">04-01</a>	<a href="#">05-01</a>	<a href="#">06-01</a>	<a href="#">07-01</a>	<a href="#">08-01</a>	<a href="#">09-12</a>	12 Month Total
Staff Contracted Hrs	151	144	166	151	158	158	151	166	158	151	158	158	1,872
Paid Leave Hrs	0	0	0	72	158	158	151	166	158	151	252	317	1,584
Paid Leave %	0.00%	0.00%	0.00%	47.62%	100.00%	100.00%	100.00%	100.00%	100.00%	100.00%	159.09%	200.00%	84.62%
Unpaid Leave Hrs	0	0	0	0	0	0	0	0	0	0	7	0	7
Unpaid Leave %	0.00%	0.00%	0.00%	0.00%	0.00%	0.00%	0.00%	0.00%	0.00%	0.00%	4.55%	0.00%	0.38%
Sickness Leave Hrs	0	0	0	0	0	0	0	0	0	0	0	0	0
Sickness Leave %	0.00%	0.00%	0.00%	0.00%	0.00%	0.00%	0.00%	0.00%	0.00%	0.00%	0.00%	0.00%	0.00%
Total Absence Hrs	0	0	0	72	158	158	151	166	158	151	259	317	1,591
Total Absence %	0.00%	0.00%	0.00%	47.62%	100.00%	100.00%	100.00%	100.00%	100.00%	100.00%	163.64%	200.00%	85.00%

Red % denotes Absence Increase compared to Prior Year (Drilldown on Financial Period hyperlink for Prior Year values)

Absence Trend Analysis



Total Absence Hours Analysis





**Absence Analysis by Manager (Direct Reports)**  
 Rolling 12 month Summary  
 To Financial Period 09 - 12



DEMO REPORT : DUMMY DATA

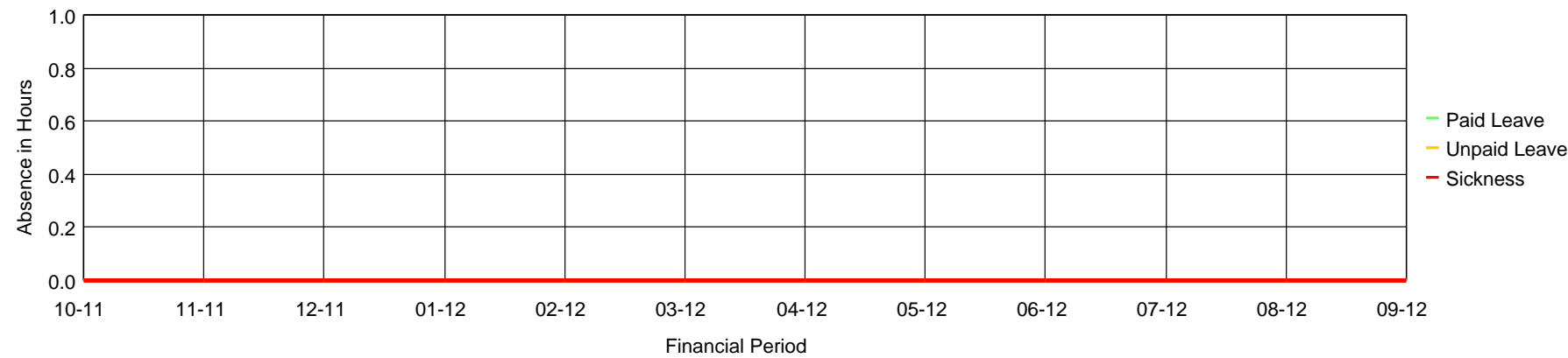
**Manager Name** Mr. Gerald CARTWRIGHT - ERDG Office - ERDG email: gerald.cartwright@eugo.com  
**Hierarchy Position** [Mr. Gerald Cartwright](#)

23 Chamomile Street  
 London EC1 7TH  
 Tel. 0207 342 6754

Employee Name	Miss I.Ogofcsb, ERDG Office - ERDG : Grade6												
FINANCIAL PERIOD	<a href="#">10-01</a>	<a href="#">11-01</a>	<a href="#">12-01</a>	<a href="#">01-01</a>	<a href="#">02-01</a>	<a href="#">03-01</a>	<a href="#">04-01</a>	<a href="#">05-01</a>	<a href="#">06-01</a>	<a href="#">07-01</a>	<a href="#">08-01</a>	<a href="#">09-12</a>	12 Month Total
Staff Contracted Hrs	151	144	166	151	158	158	151	166	158	151	158	158	1,872
Paid Leave Hrs	0	0	0	0	0	0	0	0	0	0	0	0	0
Paid Leave %	0.00%	0.00%	0.00%	0.00%	0.00%	0.00%	0.00%	0.00%	0.00%	0.00%	0.00%	0.00%	0.00%
Unpaid Leave Hrs	0	0	0	0	0	0	0	0	0	0	0	0	0
Unpaid Leave %	0.00%	0.00%	0.00%	0.00%	0.00%	0.00%	0.00%	0.00%	0.00%	0.00%	0.00%	0.00%	0.00%
Sickness Leave Hrs	0	0	0	0	0	0	0	0	0	0	0	0	0
Sickness Leave %	0.00%	0.00%	0.00%	0.00%	0.00%	0.00%	0.00%	0.00%	0.00%	0.00%	0.00%	0.00%	0.00%
Total Absence Hrs	0	0	0	0	0	0	0	0	0	0	0	0	0
Total Absence %	0.00%	0.00%	0.00%	0.00%	0.00%	0.00%	0.00%	0.00%	0.00%	0.00%	0.00%	0.00%	0.00%

Red % denotes Absence Increase compared to Prior Year (Drilldown on Financial Period hyperlink for Prior Year values)

Absence Trend Analysis



Total Absence Hours Analysis

- Paid
- Unpaid
- Sickness



**Absence Analysis by Manager (Direct Reports)**  
 Rolling 12 month Summary  
 To Financial Period 09 - 12



DEMO REPORT : DUMMY DATA

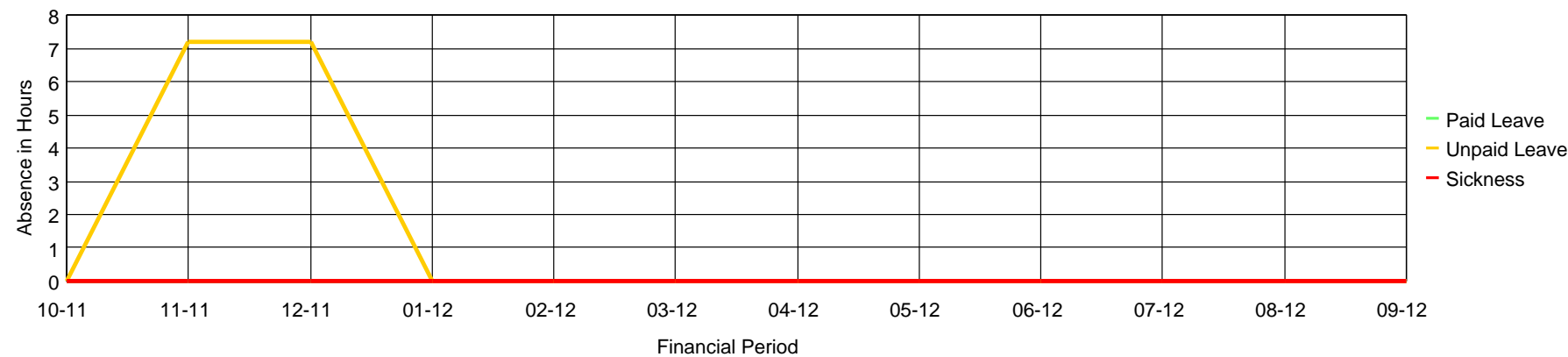
**Manager Name** Mr. Gerald CARTWRIGHT - ERDG Office - ERDG email: gerald.cartwright@eugo.com  
**Hierarchy Position** [Mr. Gerald Cartwright](#)

23 Chamomile Street  
 London EC1 7TH  
 Tel. 0207 342 6754

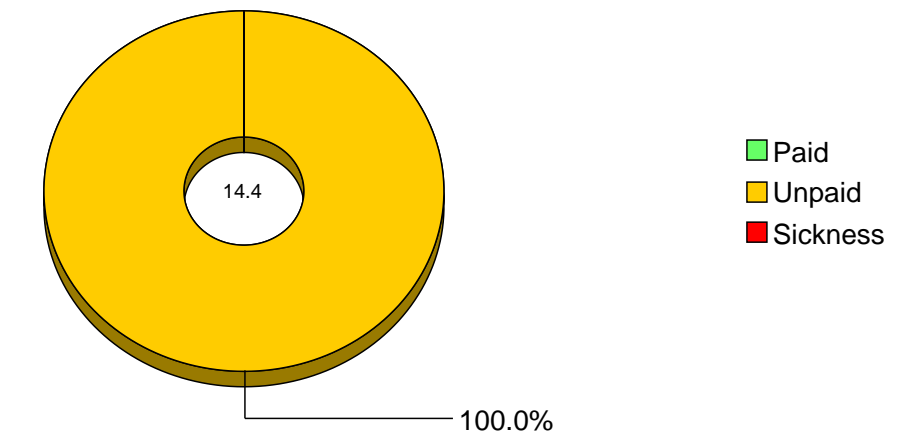
Employee Name	Mr. R.Qxiajy, ERDG Office - ERDG : Grade6												
FINANCIAL PERIOD	<a href="#">10-01</a>	<a href="#">11-01</a>	<a href="#">12-01</a>	<a href="#">01-01</a>	<a href="#">02-01</a>	<a href="#">03-01</a>	<a href="#">04-01</a>	<a href="#">05-01</a>	<a href="#">06-01</a>	<a href="#">07-01</a>	<a href="#">08-01</a>	<a href="#">09-12</a>	12 Month Total
Staff Contracted Hrs	151	144	166	151	158	158	151	166	158	151	158	158	1,872
Paid Leave Hrs	0	0	0	0	0	0	0	0	0	0	0	0	0
Paid Leave %	0.00%	0.00%	0.00%	0.00%	0.00%	0.00%	0.00%	0.00%	0.00%	0.00%	0.00%	0.00%	0.00%
Unpaid Leave Hrs	0	7	7	0	0	0	0	0	0	0	0	0	14
Unpaid Leave %	0.00%	5.00%	4.35%	0.00%	0.00%	0.00%	0.00%	0.00%	0.00%	0.00%	0.00%	0.00%	0.77%
Sickness Leave Hrs	0	0	0	0	0	0	0	0	0	0	0	0	0
Sickness Leave %	0.00%	0.00%	0.00%	0.00%	0.00%	0.00%	0.00%	0.00%	0.00%	0.00%	0.00%	0.00%	0.00%
Total Absence Hrs	0	7	7	0	0	0	0	0	0	0	0	0	14
Total Absence %	0.00%	5.00%	4.35%	0.00%	0.00%	0.00%	0.00%	0.00%	0.00%	0.00%	0.00%	0.00%	0.77%

Red % denotes Absence Increase compared to Prior Year (Drilldown on Financial Period hyperlink for Prior Year values)

Absence Trend Analysis



Total Absence Hours Analysis





**Absence Analysis by Manager (Direct Reports)**  
 Rolling 12 month Summary  
 To Financial Period 09 - 12



DEMO REPORT : DUMMY DATA

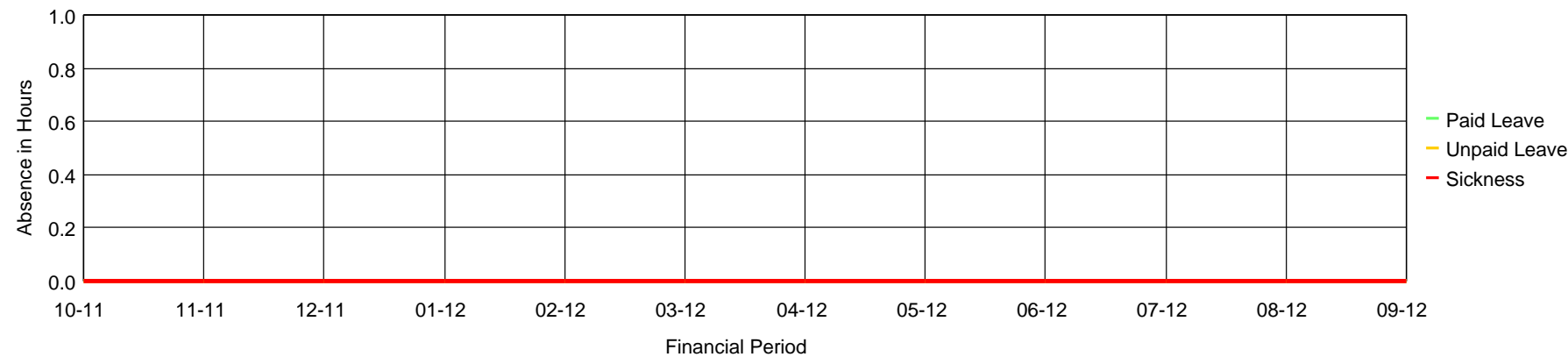
**Manager Name** Mr. Gerald CARTWRIGHT - ERDG Office - ERDG email: gerald.cartwright@eugo.com  
**Hierarchy Position** [Mr. Gerald Cartwright](#)

23 Chamomile Street  
 London EC1 7TH  
 Tel. 0207 342 6754

Employee Name	Mr. K.Ytzvgfri, ERDG Office - ERDG : Grade6												
FINANCIAL PERIOD	<a href="#">10-01</a>	<a href="#">11-01</a>	<a href="#">12-01</a>	<a href="#">01-01</a>	<a href="#">02-01</a>	<a href="#">03-01</a>	<a href="#">04-01</a>	<a href="#">05-01</a>	<a href="#">06-01</a>	<a href="#">07-01</a>	<a href="#">08-01</a>	<a href="#">09-12</a>	12 Month Total
Staff Contracted Hrs	151	144	166	151	158	158	151	166	158	151	158	158	1,872
Paid Leave Hrs	0	0	0	0	0	0	0	0	0	0	0	0	0
Paid Leave %	0.00%	0.00%	0.00%	0.00%	0.00%	0.00%	0.00%	0.00%	0.00%	0.00%	0.00%	0.00%	0.00%
Unpaid Leave Hrs	0	0	0	0	0	0	0	0	0	0	0	0	0
Unpaid Leave %	0.00%	0.00%	0.00%	0.00%	0.00%	0.00%	0.00%	0.00%	0.00%	0.00%	0.00%	0.00%	0.00%
Sickness Leave Hrs	0	0	0	0	0	0	0	0	0	0	0	0	0
Sickness Leave %	0.00%	0.00%	0.00%	0.00%	0.00%	0.00%	0.00%	0.00%	0.00%	0.00%	0.00%	0.00%	0.00%
Total Absence Hrs	0	0	0	0	0	0	0	0	0	0	0	0	0
Total Absence %	0.00%	0.00%	0.00%	0.00%	0.00%	0.00%	0.00%	0.00%	0.00%	0.00%	0.00%	0.00%	0.00%

Red % denotes Absence Increase compared to Prior Year (Drilldown on Financial Period hyperlink for Prior Year values)

Absence Trend Analysis



Total Absence Hours Analysis

- Paid
- Unpaid
- Sickness





**Absence Analysis by Manager (Direct Reports)**  
 Rolling 12 month Summary  
 To Financial Period 09 - 12



DEMO REPORT : DUMMY DATA

**Manager Name** Mr. Gerald CARTWRIGHT - ERDG Office - ERDG email: gerald.cartwright@eugo.com  
**Hierarchy Position** [Mr. Gerald Cartwright](#)

23 Chamomile Street  
 London EC1 7TH  
 Tel. 0207 342 6754

Employee Name	Mr. T.Oyivf, ERDG Office - ERDG : Grade6												
FINANCIAL PERIOD	<a href="#">10-01</a>	<a href="#">11-01</a>	<a href="#">12-01</a>	<a href="#">01-01</a>	<a href="#">02-01</a>	<a href="#">03-01</a>	<a href="#">04-01</a>	<a href="#">05-01</a>	<a href="#">06-01</a>	<a href="#">07-01</a>	<a href="#">08-01</a>	<a href="#">09-12</a>	12 Month Total
Staff Contracted Hrs	0	0	0	0	0	0	0	0	0	0	0	0	0
Paid Leave Hrs	0	0	0	0	0	0	0	0	0	0	0	0	0
Paid Leave %	0.00%	0.00%	0.00%	0.00%	0.00%	0.00%	0.00%	0.00%	0.00%	0.00%	0.00%	0.00%	0.00%
Unpaid Leave Hrs	0	0	0	0	0	0	0	0	0	0	0	0	0
Unpaid Leave %	0.00%	0.00%	0.00%	0.00%	0.00%	0.00%	0.00%	0.00%	0.00%	0.00%	0.00%	0.00%	0.00%
Sickness Leave Hrs	0	0	0	0	0	0	0	0	0	0	0	0	0
Sickness Leave %	0.00%	0.00%	0.00%	0.00%	0.00%	0.00%	0.00%	0.00%	0.00%	0.00%	0.00%	0.00%	0.00%
Total Absence Hrs	0	0	0	0	0	0	0	0	0	0	0	0	0
Total Absence %	0.00%	0.00%	0.00%	0.00%	0.00%	0.00%	0.00%	0.00%	0.00%	0.00%	0.00%	0.00%	0.00%

Red % denotes Absence Increase compared to Prior Year (Drilldown on Financial Period hyperlink for Prior Year values)