



Cost Centre Expense report
Rolling 12 month Summary analysis
Financial Period 08-11

Run: 22/01/2011 17:17

Budget: BUD09V2

Forecast: FCT09V1

Cost Centre [Chief Executive > Corporate Services > Information Management](#)

151 Northern Perimeter Rd
 Birmingham
 B5 7TH

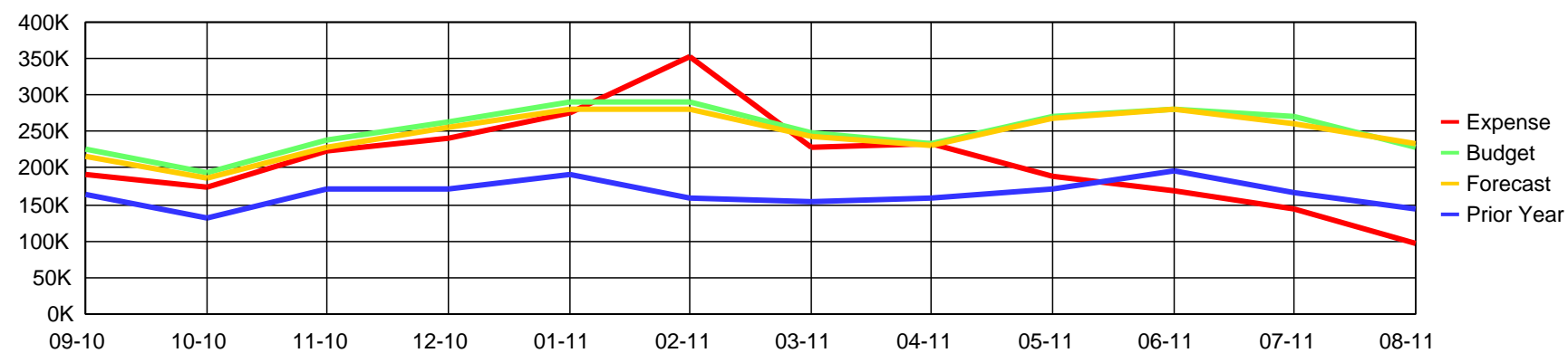
Owner **Mr. Peter Müller** Director of Information Management

Email peter.mueller@ukrail.com

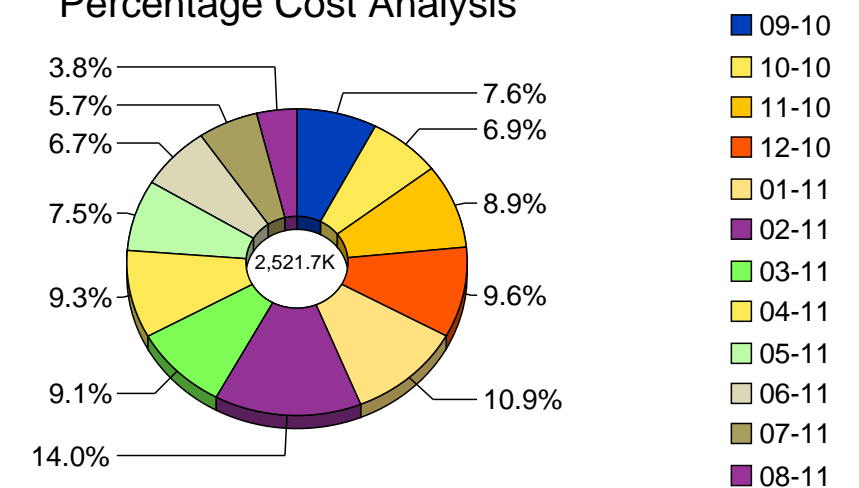
0121 237 3732

Financial Period	09-10	10-10	11-10	12-10	01-11	02-11	03-11	04-11	05-11	06-11	07-11	08-11
Expense	192,231	174,039	224,330	241,142	275,134	352,257	229,691	233,389	188,991	169,759	144,301	96,462
Budget	225,602	193,949	237,304	264,285	291,891	291,591	248,100	234,061	270,657	280,788	270,150	228,950
% of Budget	85	90	95	91	94	121	93	100	70	60	53	42
Forecast	215,357	187,079	229,071	256,253	279,674	280,351	243,995	231,222	267,414	280,179	259,721	234,263
% of Forecast	89	93	98	94	98	126	94	101	71	61	56	41
Prior Year	163,643	132,051	171,584	172,370	191,170	158,919.70	153,342	160,219	171,728	195,210	167,597	143,192
% of Prior Year	117	132	131	140	144	222	150	146	110	87	86	67

Expense Trend Analysis by Cost Centre



Percentage Cost Analysis





Cost Centre Expense report
Rolling 12 month Summary analysis
Financial Period 08-11

Run: 22/01/2011 17:17

Budget: BUD09V2

Forecast: FCT09V1

Cost Centre [Chief Executive > Corporate Services > Finance](#)

151 Northern Perimeter Rd
 Birmingham
 B5 7TH

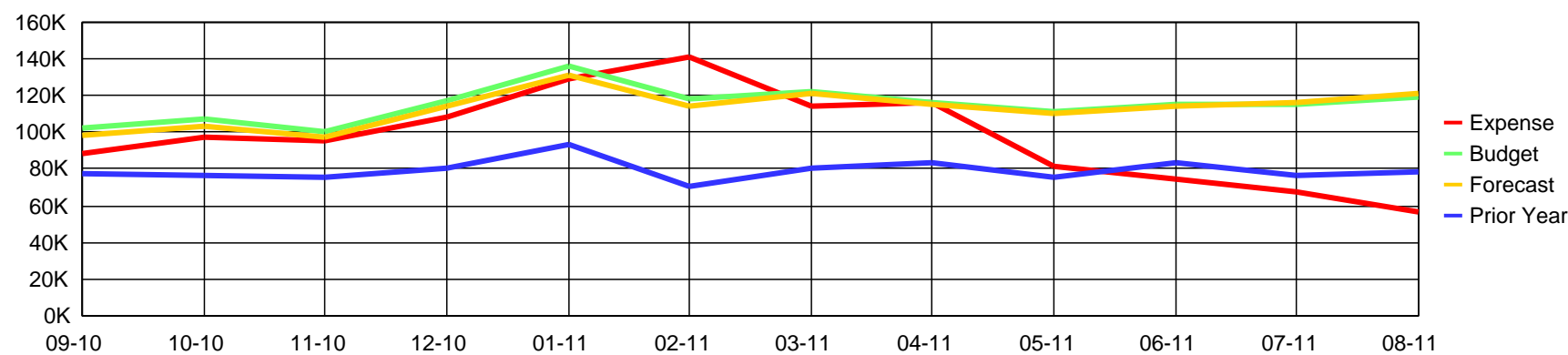
Owner **Mrs. Christiane Heib** Director of Finance

Email christiane.heib@ukrail.com

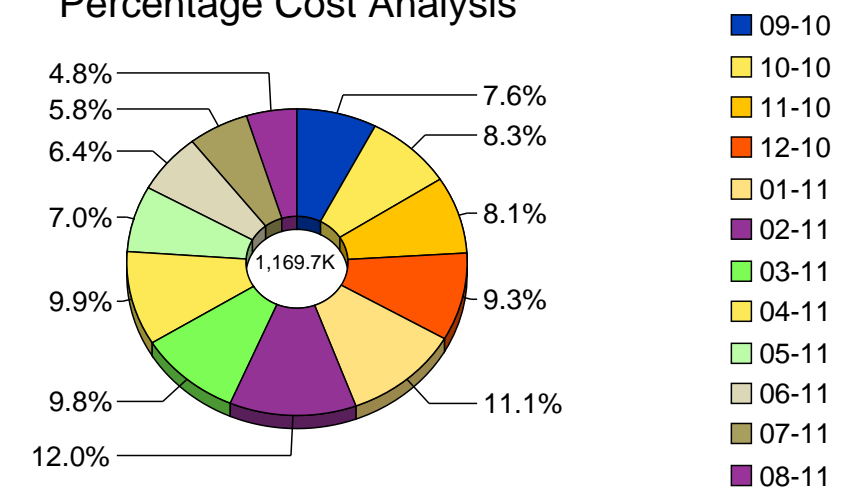
0121 237 3732

Financial Period	09-10	10-10	11-10	12-10	01-11	02-11	03-11	04-11	05-11	06-11	07-11	08-11
Expense	88,892	97,020	95,279	108,457	129,343	140,821	114,361	116,025	81,451	74,458	67,353	56,219
Budget	102,241	106,974	100,059	117,714	136,525	118,760	122,645	116,328	111,148	114,832	115,295	118,976
% of Budget	87	91	95	92	95	119	93	100	73	65	58	47
Forecast	98,143	103,540	97,026	114,501	131,289	114,673	120,798	115,050	109,969	114,611	115,889	121,493
% of Forecast	91	94	98	95	99	123	95	101	74	65	58	46
Prior Year	77,457	76,026	75,847	80,948	93,358	70,516.25	80,004	83,099	75,174	83,713	76,228	78,354
% of Prior Year	115	128	126	134	139	200	143	140	108	89	88	72

Expense Trend Analysis by Cost Centre



Percentage Cost Analysis





Cost Centre Expense report
Rolling 12 month Summary analysis
Financial Period 08-11

Run: 22/01/2011 17:17
 Budget: BUD09V2
 Forecast: FCT09V1

Cost Centre [Chief Executive > Corporate Services > Human Resources](#)

151 Northern Perimeter Rd
 Birmingham
 B5 7TH

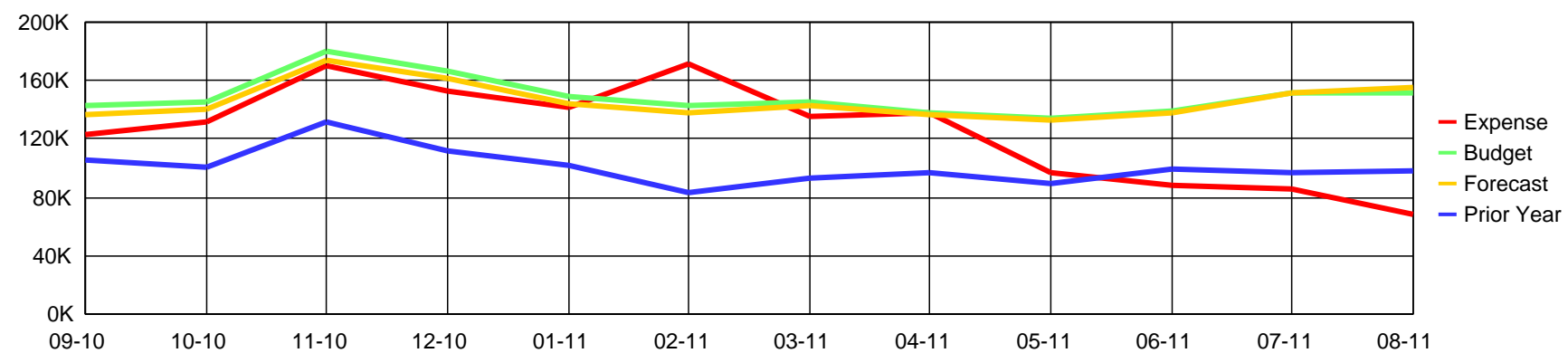
Owner **Mrs. Sara Bailey** Director of Human Resources

Email sara.bailey@ukrail.com

0121 237 3732

Financial Period	09-10	10-10	11-10	12-10	01-11	02-11	03-11	04-11	05-11	06-11	07-11	08-11
Expense	123,338	131,251	170,559	152,685	141,492	171,026	135,330	137,364	96,814	88,072	85,110	68,292
Budget	143,361	145,630	180,119	166,571	149,472	143,450	145,455	137,734	133,935	138,540	151,031	151,968
% of Budget	86	90	95	92	95	119	93	100	72	64	56	45
Forecast	137,214	140,668	174,052	161,752	143,654	138,341	143,198	136,172	132,461	138,263	151,847	155,324
% of Forecast	90	93	98	94	98	124	95	101	73	64	56	44
Prior Year	106,186	100,926	131,694	111,422	101,509	83,145.32	93,338	97,121	88,967	99,641	97,313	97,805
% of Prior Year	116	130	130	137	139	206	145	141	109	88	87	70

Expense Trend Analysis by Cost Centre



Percentage Cost Analysis

