



Cost Centre Expense report
Rolling 12 month Summary analysis
Financial Period 08-11

Run: 22/01/2011 17:17
 Budget: BUD09V2
 Forecast: FCT09V1

Cost Centre [Chief Executive > Operations > Managed Routes](#)

151 Northern Perimeter Rd
 Birmingham
 B5 7TH

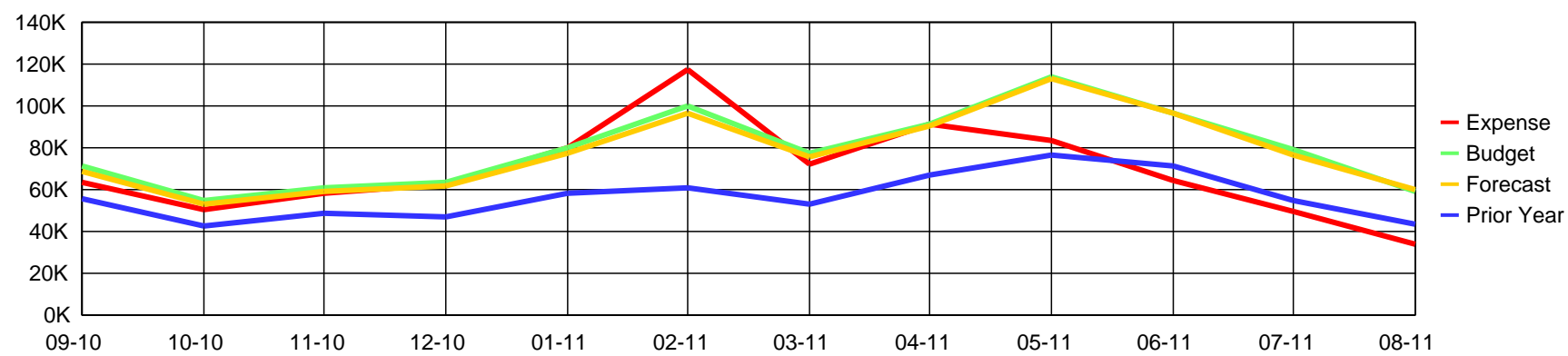
Owner **Edith Bevers** Head of Managed Routes

Email edith.bevers@ukrail.com

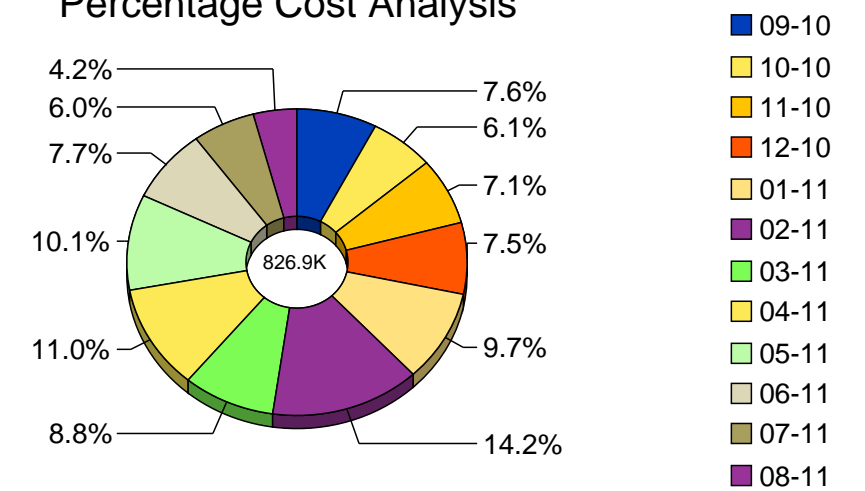
0121 237 3732

Financial Period	09-10	10-10	11-10	12-10	01-11	02-11	03-11	04-11	05-11	06-11	07-11	08-11
Expense	63,058	50,808	58,312	62,375	80,046	117,723	72,423	91,130	83,372	64,047	49,247	34,337
Budget	71,401	54,790	60,745	63,109	80,420	99,880	77,025	91,354	113,996	96,702	78,859	59,178
% of Budget	88	93	96	99	100	118	94	100	73	66	62	58
Forecast	68,839	53,416	59,201	61,692	77,705	96,574	75,999	90,407	112,780	96,523	76,405	60,174
% of Forecast	92	95	98	101	103	122	95	101	74	66	64	57
Prior Year	55,911	42,410	48,422	46,889	58,038	60,858.74	53,336	66,740	76,898	71,532	54,729	43,098
% of Prior Year	113	120	120	133	138	193	136	137	108	90	90	80

Expense Trend Analysis by Cost Centre



Percentage Cost Analysis





Cost Centre Expense report
Rolling 12 month Summary analysis
Financial Period 08-11

Run: 22/01/2011 17:17
 Budget: BUD09V2
 Forecast: FCT09V1

Cost Centre [Chief Executive > Operations > Route Operations](#)

151 Northern Perimeter Rd
 Birmingham
 B5 7TH

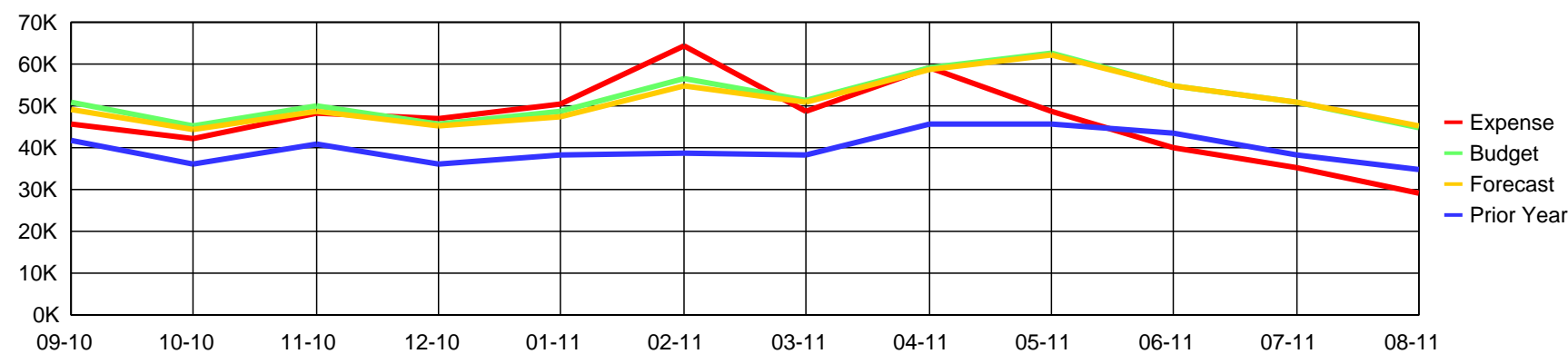
Owner **Martijn Vries** Head of Route Operations

Email martijn.vries@ukrail.com

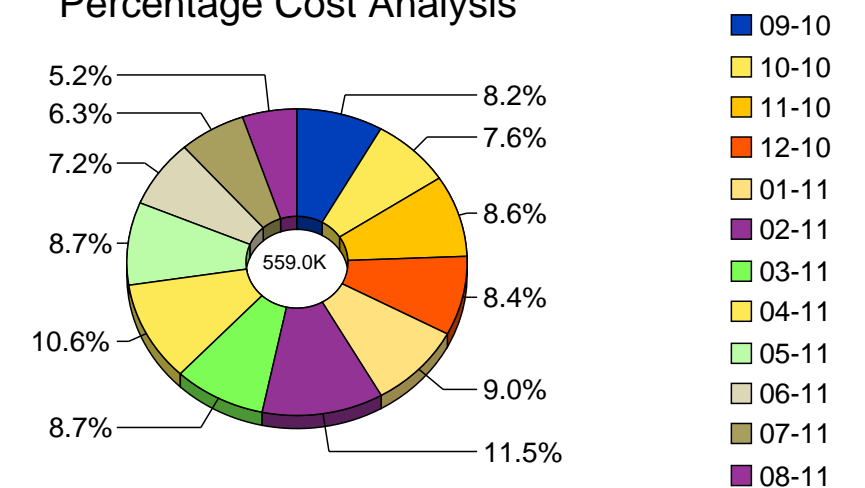
0121 237 3732

Financial Period	09-10	10-10	11-10	12-10	01-11	02-11	03-11	04-11	05-11	06-11	07-11	08-11
Expense	45,835	42,250	48,230	46,765	50,348	64,419	48,833	59,121	48,805	40,021	35,320	29,055
Budget	50,840	45,126	50,022	45,865	48,772	56,309	51,364	59,245	62,726	54,865	50,831	44,744
% of Budget	90	94	96	102	103	114	95	100	78	73	69	65
Forecast	49,304	44,134	48,885	45,015	47,479	54,806	50,799	58,724	62,173	54,783	51,023	45,373
% of Forecast	93	96	99	104	106	118	96	101	78	73	69	64
Prior Year	41,546	36,185	40,943	36,133	38,113	38,572.15	38,335	45,707	45,863	43,424	38,191	34,588
% of Prior Year	110	117	118	129	132	167	127	129	106	92	92	84

Expense Trend Analysis by Cost Centre



Percentage Cost Analysis





Cost Centre Expense report
Rolling 12 month Summary analysis
Financial Period 08-11

Run: 22/01/2011 17:17

Budget: BUD09V2

Forecast: FCT09V1

Cost Centre [Chief Executive > Operations > Customer Services](#)

151 Northern Perimeter Rd
 Birmingham
 B5 7TH

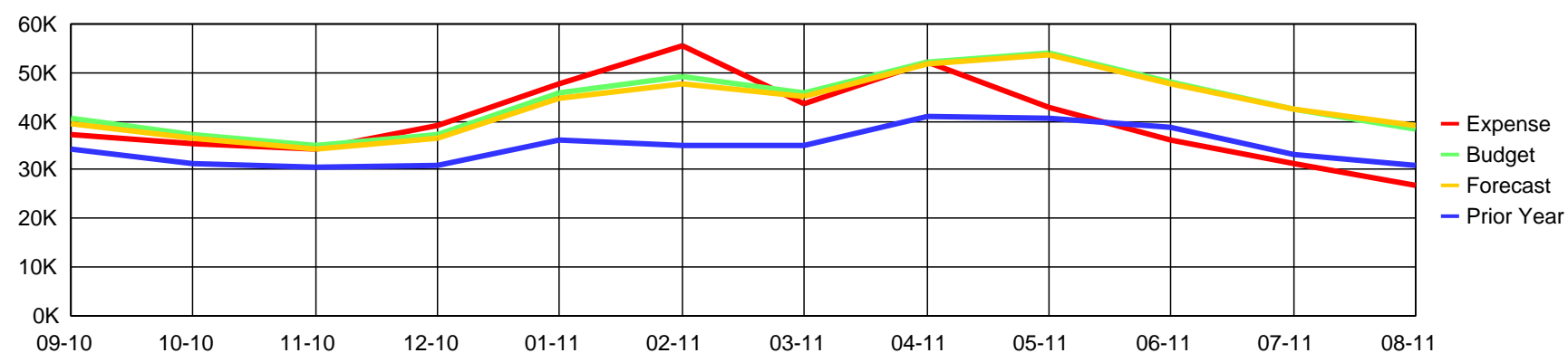
Owner **Pieter Janse** Head of Customer Services

Email pieter.janse@ukrail.com

0121 237 3732

Financial Period	09-10	10-10	11-10	12-10	01-11	02-11	03-11	04-11	05-11	06-11	07-11	08-11
Expense	37,223	35,404	34,115	38,960	47,648	55,536	43,590	52,008	43,044	36,017	31,142	26,791
Budget	40,560	37,395	35,011	37,244	45,894	49,047	45,661	52,109	54,181	47,892	42,422	38,558
% of Budget	92	95	97	105	104	113	95	100	79	75	73	69
Forecast	39,536	36,708	34,442	36,677	44,731	47,845	45,199	51,683	53,738	47,827	42,562	39,030
% of Forecast	94	96	99	106	107	116	96	101	80	75	73	69
Prior Year	34,364	31,205	30,471	30,756	36,302	34,857.72	35,001	41,033	40,690	38,739	33,230	30,941
% of Prior Year	108	113	112	127	131	159	125	127	106	93	94	87

Expense Trend Analysis by Cost Centre



Percentage Cost Analysis

